


Rabbits Home Learning 01.07.2020



Phonics



Please log in to your online **phonics** lesson at either 9.30am or 10 am.

Set 1 sounds (most children)

Set 2 sounds (4 children from Rabbits who joined the Y1 group)

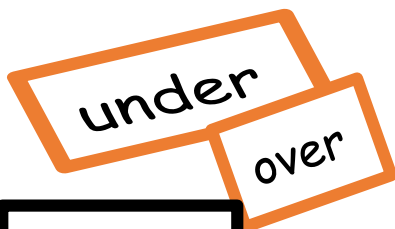
Please email me if you're not sure which group.

We will be using this as part of our home learning for the rest of this term
https://www.youtube.com/channel/UCo7fbLgY2oA_cFCIg9GdxtQ



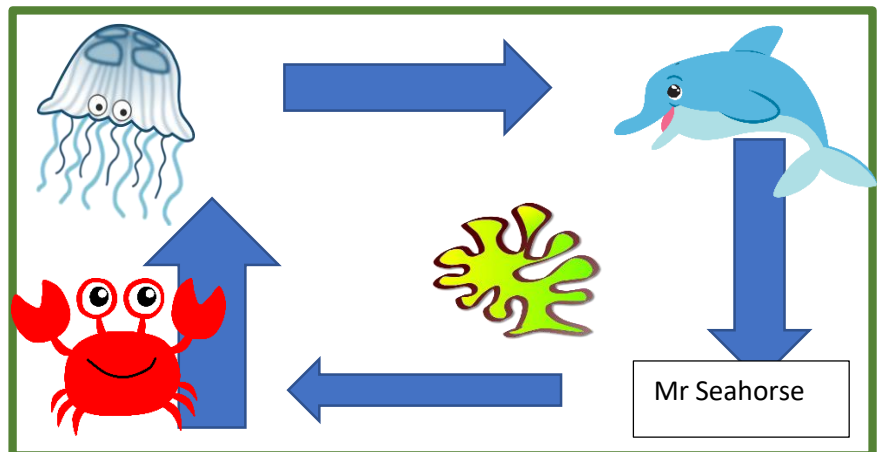
Writing

Today, you are going to make a map for Mister Seahorse in the coral reef. Please use words as well as drawings, to help him find directions to his home.



Next to

Mister Seahorse is swimming through the coral reef, looking for his lost friend, Mr Lionfish. He needs to remember how to get back home to Mrs Seahorse so decides to draw a map of the directions he's making.



Mister Seahorse swims through the seaweed, past the crab den, over the jellyfish pool, next to the dolphin house and takes a left dive into his seahorse home.



Maths

Ways I Can Solve a Math Problem...


I Can Use My Fingers



$5 + 2 = 7$

I Can Count On


think 5



and add 2 more


I Can Use a Ten Frame

$5 + 2 = 7$



I Can Use Tally Marks

$5 + 2 = 7$




$5 + 2 = 7$

I Can Use Mental Math



I Can Draw a Picture

$5 + 2 = 7$




I Can Use a Number Line

$5 + 2 = 7$




I Can Write a Number Sentence

$5 + 2 = 7$



Rabbits! Lets practise our counting on....



1. Count on 3 more. How many seahorses have you got now?



2.



Count on 6 more.

How many seahorses have you got now?

3.

5...count on 2 more, using your fingers.




18...count on 4 more.

22...count on 3 more.

3...count on 1 more.

11...count on 5 more.




Think of more numbers to count on with....




Rabbits keep on counting!

After all this writing, Let's get up and have a shake! Let's exercise our bodies.



<https://youtu.be/OTgLtF3PMOc>


Art



These children in a different school, have been drawing their very own Mr Seahorse. They have drawn his outline first then coloured him in with lots of colours.



So Rabbits.... It's your turn now to draw Mister Seahorse! Remember how Mrs Nunn always says "No white spaces!" when you are colouring and "Only colour in one direction if you possibly can!"



Mrs Nunn can't wait to see all of your beautiful art work.